



*Productrange of ArmaFlex DuoSolar Couplingsystems, pre-insulated pipes and equipment
(Please refer to our product catalog for available sizes)*

All data and technical information are based on results achieved under the specific conditions defined according to the testing standards referenced. It is the customer's responsibility to verify if the product is suitable for the intended application. The responsibility for professional and correct installation and compliance with relevant building regulations lies with the customer. Armacell takes every precaution to ensure the accuracy of the data provided in this document and all statements, technical information and recommendations contained within are believed to be correct at the time of publication. By ordering/receiving product you accept the Armacell General Terms and Conditions of Sale applicable in the region. Please request a copy if you have not received these.


© Armacell, 2019. ArmaFlex is a trademark of the Armacell Group. Subject to changes.
000XX | ArmaFlex | Flyer | 012019 | EMEA | MASTER

ArmaFlex DuoSolar Quickcouplingsystem for corrugated stainless-steel pipe

1. Please cut the corrugated pipe with a pipe cutter in the trough of the wave. Make sure that the cut is made clean and at right angles.



2. Press the corrugated stainless-steel pipe into the screw connection until it stops. Make sure that the sealing surfaces are clean



3. Tighten the union nut with a wrench until the thread is no longer visible



4. For both sides the same steps



Solar fluids

- Solar fluids change their chemical and physical properties with the duration of their use and become corrosive. This can lead to corrosion of the inside of the corrugated stainless-steel pipe. Please observe the solar fluid manufacturer's instructions.

Product information

- ArmaFlex DuoSolar quick couplings work according to the same processing principle. By pressing the corrugated stainless-steel pipe into the screw connection and then tightening the union nut, the inserted clamping ring is compressed conically.
- The clamping ring presses the corrugated stainless-steel pipe flat together. This creates a flat seal
- All coupling systems have the connection for the corrugated stainless-steel pipe on one side and different connections on the other
- The exception to this is the fitting set, the connection and tightness are guaranteed by an additional clamping ring and sealing washer.

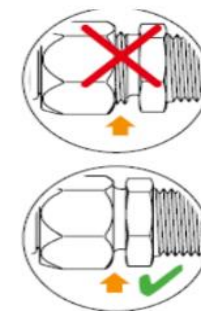



Application instructions

- A suitable sealing tape must always be used with conical threads. The choice depends on the transported material and its temperature.
- In the case of cylindrical threads, the tightness is achieved by pressing the two sealing surfaces together. In between there must be a suitable seal.
- After long periods of storage or dry surfaces, it is essential to relubricate the clamping sleeve and sealing surface of the screw connection.
- When applying ArmaFlex DuoSolar coupling systems, the acknowledged rules of technology should always be used.

All data and technical information are based on results achieved under the specific conditions defined according to the testing standards referenced. It is the customer's responsibility to verify if the product is suitable for the intended application. The responsibility for professional and correct installation and compliance with relevant building regulations lies with the customer. Armacell takes every precaution to ensure the accuracy of the data provided in this document and all statements, technical information and recommendations contained within are believed to be correct at the time of publication. By ordering/receiving product you accept the Armacell General Terms and Conditions of Sale applicable in the region. Please request a copy if you have not received these.

ArmaFlex DuoSolar quickcoupling system for corrugated pipes to

1. Conical male thread
2. Cylindrical connection
3. Smooth pipes
4. Straight female thread
5. Straight male thread



All data and technical information are based on results achieved under the specific conditions defined according to the testing standards referenced. It is the customer's responsibility to verify if the product is suitable for the intended application. The responsibility for professional and correct installation and compliance with relevant building regulations lies with the customer. Armacell takes every precaution to ensure the accuracy of the data provided in this document and all statements, technical information and recommendations contained within are believed to be correct at the time of publication. By ordering/receiving product you accept the Armacell General Terms and Conditions of Sale applicable in the region. Please request a copy if you have not received these.

DuoSolar Fitting Set for corrugated stainless-steel pipe

1. Please cut the corrugated pipe with a pipe cutter in the trough of the wave. Make sure that the cut is made clean and at right angles.



2. Slide the union nut onto the corrugated stainless-steel pipe.



3. Mount the clamping ring in the first wave trough so that a closed ring result.



4. Push the union nut up to the front of the clamping ring. Then insert the sealing washer.




5. Slowly screw the double nipple into the union nut. Make sure that the corrugated stainless-steel pipe is straight.



6. Tighten the union nut with a wrench until the thread is no longer visible.



7. For both sides the same steps



All data and technical information are based on results achieved under the specific conditions defined according to the testing standards referenced. It is the customer's responsibility to verify if the product is suitable for the intended application. The responsibility for professional and correct installation and compliance with relevant building regulations lies with the customer. Armacell takes every precaution to ensure the accuracy of the data provided in this document and all statements, technical information and recommendations contained within are believed to be correct at the time of publication. By ordering/receiving product you accept the Armacell General Terms and Conditions of Sale applicable in the region. Please request a copy if you have not received these.

© Armacell, 2019. ArmaFlex is a trademark of the Armacell Group. Subject to changes.
000XX | ArmaFlex | Flyer | 012019 | EMEA | MASTER