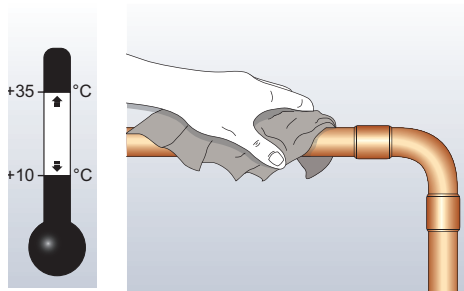


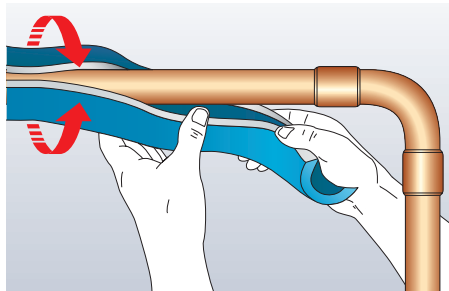
ArmaFlex Ultima[®]

Installation hints for ArmaFlex Ultima self-adhesive tubes

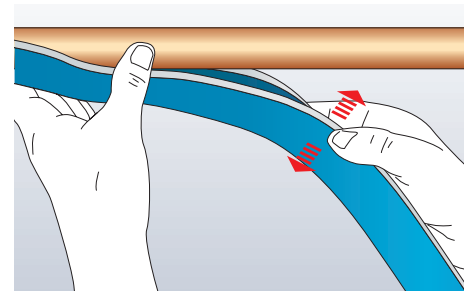
www.armacell.eu



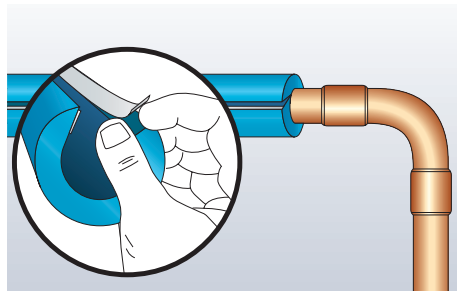
Clean all dust, dirt, oil and water from pipe-work using Armaflex cleaner where necessary. Install Armaflex Ultima self-adhesive when ambient temperature is between +10 and +35 °C.



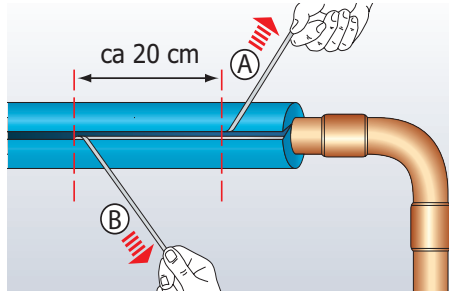
Open pre-slit Armaflex Ultima and snap onto pipe (the release paper is still protecting the self-adhesive strip).



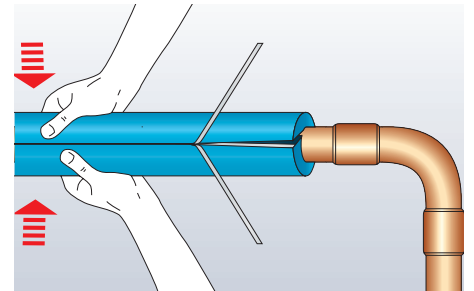
Adjust fitted Armaflex Ultima to ensure slit is easily accessible.



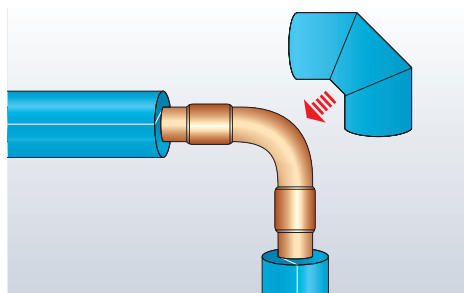
Locate the end of white release paper for the self-seal strip.



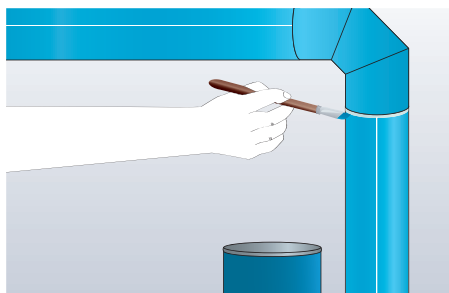
Remove the white protection paper strip on both sides, by drawing it away from the insulation. Please note: remove protective release paper strip from both sides!



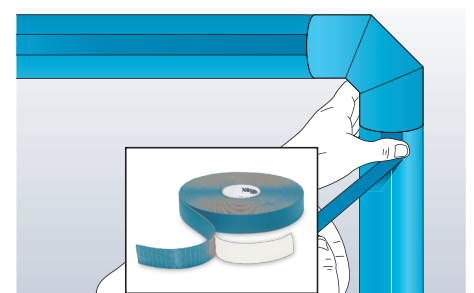
Close the slit seam and press together firmly to ensure a permanent seal.



Insulate all other straight pipe sections following the previous described procedure. Finally insulate all elbows, T-pieces etc. following Armaflex Application Manual instructions.



Seal all joints with Armaflex adhesive. Do not stretch when sealing joints. When gluing joints under compression, with no gaps present, the wet adhesive method should be applied.



For additional security it is necessary to secure the longitudinal joints of Armaflex Ultima self-adhesive tubes with an additional Armaflex Ultima self-adhesive tape. Ensure that the surface is clean, dry and free from contamination, if necessary please clean it with Armaflex cleaner.

All data and technical information are based on results achieved under the specific conditions defined according to the testing standards referenced. It is the customer's responsibility to verify if the product is suitable for the intended application. The responsibility for professional and correct installation and compliance with relevant building regulations lies with the customer. Armacell takes every precaution to ensure the accuracy of the data provided in this document and all statements, technical information and recommendations contained within are believed to be correct at the time of publication. By ordering/receiving product you accept the Armacell General Terms and Conditions of Sale applicable in the region. Please request a copy if you have not received these.

© Armacell, 2019. © and TM are trademarks of the Armacell Group and is registered in the European Union, United States of America, and other countries. 00160 | ArmaFlex Ultima I InstManual I 042019 | EMEA | EN

ABOUT ARMACELL

As the inventors of flexible foam for equipment insulation and a leading provider of engineered foams, Armacell develops innovative and safe thermal, acoustic and mechanical solutions that create sustainable value for its customers. Armacell's products significantly contribute to global energy efficiency making a difference around the world every day.

With 3,100 employees and 24 production plants in 16 countries, the company operates two main businesses, Advanced Insulation and Engineered Foams, and generated net sales of EUR 610 million and adjusted EBITDA of EUR 106 million in 2018. Armacell focuses on insulation materials for technical equipment, high-performance foams for high-tech and lightweight applications and next generation aerogel blanket technology.

For more information, please visit:
www.armacell.com

