



ArmaFlex Ultima[®] C

With our new ArmaFlex Ultima C, we now offer insulation sheets meeting the highest fire classification for flexible technical insulation. This pre-covered insulation solution achieves Euroclass B-s1,d0 and is engineered for installation on airducts, large pipe diameters, vessels and tanks where an improved fire performance is required. **For use in HVAC, refrigeration, process pipework and equipment.**

www.armacell.com



WORKING WITH

ArmaFlex Ultima[®] C

Sheets provide a high level of protection against mechanical impact and are easy to clean. The covering reinforces the vapour barrier resistance creating a safer system to prevent condensation and energy losses in the long term. What's more, the dark-grey surface is highly absorptive and thinner insulation thicknesses can be installed to control condensation.


ArmaFlex Ultima C is easy to work with and requires minimal tools and equipment.

TOOLS	KEY CONSIDERATIONS PRIOR TO APPLICATION
<ul style="list-style-type: none"> // Measuring Tape // Craft Knife // Set Square // Divider // Caliper 	
<p>This product comes in pre-covered, pre-covered self-adhesive, and as covering foil only.</p>	
<p>Do not apply ArmaFlex Ultima C <+5°C or >+40°C.</p>	
<p>Enclosures / tenting may be required if rain or bad weather is expected during installation. Do not install ArmaFlex Ultima C if weather conditions are unsuitable (e.g., rain, condensing fog, snowfall, ...).</p>	<ul style="list-style-type: none"> // For general application instructions, ArmaFlex Application Manual can be used. This document provides only specific application hints for ArmaFlex Ultima C. // Do not apply ArmaFlex Ultima C if the total diameter of the insulated pipe (including ArmaFlex Ultima C) is less than 300mm. // Pipe fittings (like 90° bend, T-piece, etc) can be insulated with ArmaFlex Ultima and then covered with the ArmaFlex Ultima C covering. // Longitudinal and circumferential seams to be cut 45° incline in order to have a better bonding and less tension on the seams. // If ArmaFlex Ultima C application comes to a connection point with ArmaFlex Ultima insulation, it is not necessary to cut the circumferential seams incline. // ArmaFlex Ultima 700 Adhesive to be applied to both connection surfaces. // All seams should be covered with ArmaFlex Ultima C tape for additional protection. // If there is a multilayer application, only the last layer should be installed with ArmaFlex Ultima C. Underneath layers can be installed using ArmaFlex Ultima.


ARMAFLEX ULTIMA C



1 Measure the circumference of the pipe using a strip of ArmaFlex Ultima C.




2 Add insulation thickness (IT) to both circumference (C) and length (L) measurements and cut the desired part.



3 While cutting the seams make a 45° incline cut using an angled-straight edge. This method is to be applied to both longitudinal and circumferential seams.



4 Apply the insulation around the pipe and assess the circumference fit.



5 Apply ArmaFlex Ultima 700 Adhesive onto the seams and connect the seams together.




6 Repeat the process for the circumferential seams.

ARMAFLEX ULTIMA C



7 Apply adhesive onto the circumferential seams.



8 All seams to be staggered at least 100mm.



9 Apply ArmaFlex Ultima C tape on the longitudinal seams.



10 Apply ArmaFlex Ultima C tape on the circumferential seams.



11 Use a plastic spatula to smooth the ArmaFlex Ultima C tape surface.



12 Installed product.

90° BEND




Apply 90° bend using ArmaFlex Ultima according to the instructions in the ArmaFlex Application Manual.



Create 90° Bend fish-tails using ArmaFlex Ultima C covering. Add 10mm more to both sides to have an overlap of 20mm.



Apply the fish-tails around the 90° bend starting from the bottom with a starter piece.



Apply the rest of the ArmaFlex Ultima C covering parts and the end-fish tail.



When the 90° bend is created using ArmaFlex Ultima, the seams should not be incline cut. Butt joints of the ArmaFlex Ultima C and ArmaFlex Ultima are to be adhered together. The remaining ArmaFlex Ultima surface is to be covered using ArmaFlex Ultima C strip.

All data and technical information are based on results achieved under the specific conditions defined according to the testing standards referenced. Despite taking every precaution to ensure that said data and technical information are up to date, Armacell does not make any representation or warranty, express or implied, as to the accuracy, content or completeness of said data and technical information. Armacell also does not assume any liability towards any person resulting from the use of said data or technical information. Armacell reserves the right to revoke, modify or amend this document at any moment. It is the customer's responsibility to verify if the product is suitable for the intended application. The responsibility for professional and correct installation and compliance with relevant building regulations lies with the customer. This document does not constitute nor is part of a legal offer to sell or to contract.

At Armacell, your trust means everything to us, so we want to let you know your rights and make it easier for you to understand what information we collect and why we collect it. If you would like to find out about our processing of your data, please visit our Data Protection Policy.

© Armacell, 2023. All rights reserved. Trademarks followed by © or TM are trademarks of the Armacell Group.
00783 | ArmaFlex | ArmaFlex Ultima C | Application Manual | 112023 | EMEA | EN

ABOUT ARMACELL

As the inventor of flexible foam for equipment insulation and a leading provider of engineered foams, Armacell develops innovative and safe thermal and mechanical solutions that create sustainable value for its customers. Armacell's products significantly contribute to global energy efficiency making a difference around the world every day. With more than 3,300 employees and 27 production plants in 19 countries, the company operates two main businesses, Advanced Insulation and Engineered Foams. Armacell focuses on insulation materials for technical equipment, high-performance foams for acoustic and lightweight applications, recycled PET products, next-generation aerogel technology and passive fire protection systems.

For product information, please visit:
www.armacell.com

