



EPD Transparency Summary

COMPANY NAME

PRODUCT NAME

PRODUCT DESCRIPTION

PRODUCT CATEGORY RULE
(PCR)+ VERSION

CERTIFICATION PERIOD

DECLARATION NUMBER

EPD TYPE



PRODUCT SPECIFIC



INDUSTRY AVERAGE

DECLARED/
FUNCTIONAL UNIT

GREEN BUILDING QUALIFICATIONS

LEED v4 Building Product Disclosure and
Optimization - EPDs, Option 1
ASHRAE 189.1 Material Compliance

IgCC Material Compliance
Green Globes 3.5.1.2.1
NAHB Material Selection








REFERENCE SERVICE LIFE (IF APPLICABLE)

LCA SOFTWARE + VERSION

IMPACT ASSESSMENT METHOD + VERSION

LIFECYCLE IMPACT CATEGORIES

The environmental impacts listed below were assessed through the product's production phase (cradle to gate impacts).

ATMOSPHERE			WATER		EARTH	
						
Global Warming Potential refers to long-term changes in global weather patterns that are caused by increased concentrations of greenhouse gases in the atmosphere.	Ozone Depletion Potential is the destruction of the stratospheric ozone layer, which shields the earth from ultraviolet radiation that's harmful to life, caused by human-made air pollution.	Photochemical Ozone Creation Potential happens when sunlight reacts with hydrocarbons, nitrogen oxides, and volatile organic compounds, to produce air pollution known as smog.	Acidification Potential is the result of human-made emissions and refers to the decrease in pH and increase in acidity of oceans, lakes, rivers, and streams – polluting groundwater and harming aquatic life.	Eutrophication Potential occurs when excessive nutrients cause increased algae growth in lakes, blocking the underwater penetration of sunlight needed to produce oxygen and resulting in the loss of aquatic life.	Depletion of Abiotic Resources (Elements) refers to the reduction of available non-renewable resources, such as metals, that are found on the periodic table of elements, due to human activity.	Depletion of Abiotic Resources (Fossil Fuels) refers to the decreasing availability of non-renewable carbon-based compounds, such as oil and coal, due to human activity.
TRACI kg CO ₂ -Equiv.	kg CFC 11-Equiv.	kg O ₃ -Equiv.	kg SO ₂ -Equiv.	kg N-Equiv.	kg Sb-Equiv.	MJ
CML kg CO ₂ -Equiv.	kg R11-Equiv.	kg Ethene-Equiv.	kg SO ₂ -Equiv.	kg PO ₄ -Equiv.	kg Sb-Equiv.	MJ



Environment

© 2018 UL Environment



MATERIAL CONTENT

Material content measured to 1%.

COMPONENT	MATERIAL	AVAILABILITY	MASS%	ORIGIN

ADDITIONAL ENVIRONMENTAL INFORMATION

PRE-CONSUMER RECYCLED CONTENT	%
POST-CONSUMER RECYCLED CONTENT	%
VOC EMISSIONS	
WATER CONSUMPTION	

RECYCLING OR REUSE

ENERGY

RENEWABLE ENERGY	%	MJ
NON-RENEWABLE ENERGY	%	MJ

STANDARDS

CERTIFICATIONS

MANUFACTURER CONTACT INFO

NAME	
PHONE	
EMAIL	
WEBSITE	
